



COZYMATIC

Musson Coat Rack

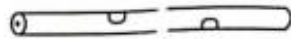
Assembly Instructions



Ⓐ top column 1pcs



Ⓑ center column 1pcs



Ⓒ lower column 1pcs



Ⓓ hanger 8pcs



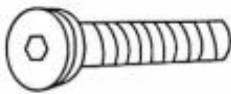
Ⓔ base support 1pcs



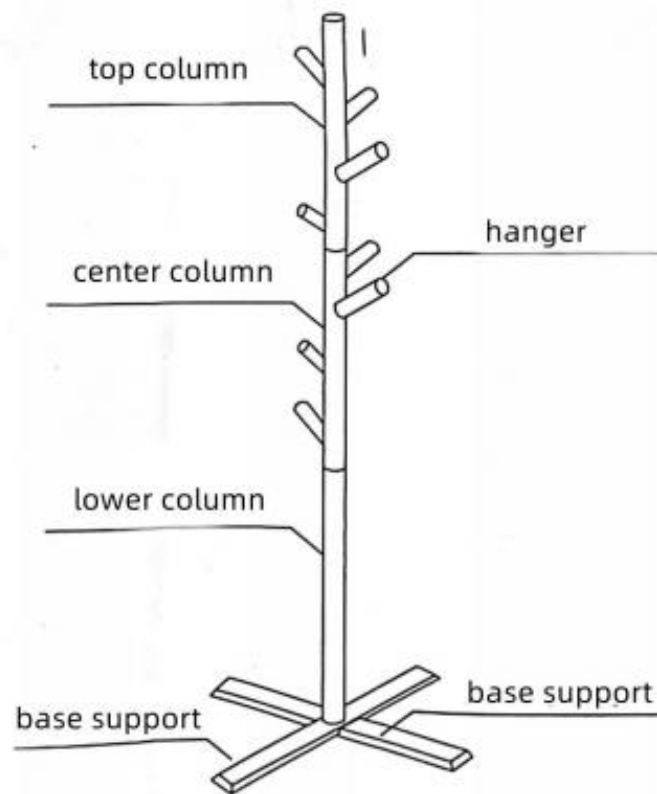
Ⓕ base support 1pcs



Ⓖ 1pcs



Ⓗ 1pcs





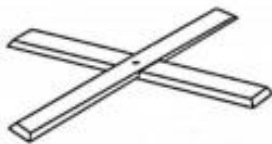
1. Fix the upper and middle columns




2. Fixed middle and lower columns



3. Fix the two support parts



4. Fixed supports and lower columns



5. Fixed hanger

